







NITTA MOORE C1 & C1S TUBE FITTINGS

EC※-C1	PO NO.	TUBE	PT	EUC※-C1	PO NO.	TUBE	TUBE
	EC4-R1/8-C1	4	1/8"		EUC 4-C1	4	4
	EC4-R1/4-C1	4	1/4"		EUC 6-C1	6	6
	EC6-R1/8-C1	6	1/8"		EUC 8-C1	8	8
	EC6-R1/4-C1	6	1/4"		EUC 10-C1	10	10
	EC8-R1/8-C1	8	1/8"		EUC 12-C1	12	12
	EC8-R1/4-C1	8	1/4"		EUC 1/4-C1	1/4"	1/4"
	EC10-R1/4-C1	10	1/4"		EUC 3/8-C1	3/8"	3/8"
	EC10-R3/8-C1	10	3/8"		EUC 1/2-C1	1/2"	1/2"
	EC12-R3/8-C1	12	3/8"				
	EC12-R1/2-C1	12	1/2"				
	EC1/4-R1/8-C1	1/4"	1/8"				
	EC1/4-R1/4-C1	1/4"	1/4"				
	EC3/8-R1/4-C1	3/8"	1/4"				
	EC3/8-R3/8-C1	3/8"	3/8"				
EC1/2-R3/8-C1	1/2"	3/8"					
EC1/2-R1/2-C1	1/2"	1/2"					
EUL※-C1	PO NO.	TUBE	TUBE				
EUL 4-C1	4	4			EL4-R1/8-C1	4	1/8"
EUL 6-C1	6	6			EL4-R1/4-C1	4	1/4"
EUL 8-C1	8	8			EL6-R1/8-C1	6	1/8"
EUL 10-C1	10	10			EL6-R1/4-C1	6	1/4"
EUL 12-C1	12	12			EL8-R1/8-C1	8	1/8"
EUL 1/4-C1	1/4"	1/4"			EL8-R1/4-C1	8	1/4"
EUL 3/8-C1	3/8"	3/8"			EL10-R1/4-C1	10	1/4"
EUL 1/2-C1	1/2"	1/2"			EL10-R3/8-C1	10	3/8"
					EL12-R3/8-C1	12	3/8"
				EL12-R1/2-C1	12	1/2"	
				EL1/4-R1/8-C1	1/4"	1/8"	
				EL1/4-R1/4-C1	1/4"	1/4"	
				EL3/8-R1/4-C1	3/8"	1/4"	
				EL3/8-R3/8-C1	3/8"	3/8"	
				EL1/2-R3/8-C1	1/2"	3/8"	
				EL1/2-R1/2-C1	1/2"	1/2"	
EUT※-C1	PO NO.	TUBE					
EUT 4-C1	4				ET4-R1/8-C1	4	1/8"
EUT 6-C1	6				ET4-R1/4-C1	4	1/4"
EUT 8-C1	8				ET6-R1/8-C1	6	1/8"
EUT 10-C1	10				ET6-R1/4-C1	6	1/4"
EUT 12-C1	12				ET8-R1/8-C1	8	1/8"
EUT 1/4-C1	1/4"				ET8-R1/4-C1	8	1/4"
EUT 3/8-C1	3/8"				ET10-R1/4-C1	10	1/4"
EUT 1/2-C1	1/2"				ET10-R3/8-C1	10	3/8"
					ET12-R3/8-C1	12	3/8"
				ET12-R1/2-C1	12	1/2"	
				ET1/4-R1/8-C1	1/4"	1/8"	
				ET1/4-R1/4-C1	1/4"	1/4"	
				ET3/8-R1/4-C1	3/8"	1/4"	
				ET3/8-R3/8-C1	3/8"	3/8"	
				ET1/2-R3/8-C1	1/2"	3/8"	
				ET1/2-R1/2-C1	1/2"	1/2"	
EYB※-C1	PO NO.	TUBE					
EYB 4-C1	4				ER4-6-C1	4	6
EYB 6-C1	6				ER6-8-C1	6	8
EYB 8-C1	8				ER8-10-C1	8	10
EYB 10-C1	10				ER10-12-C1	10	12
EYB 12-C1	12				ER6-10-C1	6	10
EYB 1/4-C1	1/4"				ER8-10-C1	8	10
EYB 3/8-C1	3/8"						
EYB 1/2-C1	1/2"						
EPC※-C1	PO NO.	TUBE	TUBE				
	EPC 4-C1	4	4				
	EPC 6-C1	6	6				
	EPC 8-C1	8	8				
	EPC 10-C1	10	10				
	EPC 12-C1	12	12				

EY※-C1	PO NO.	TUBE	PT	EMA※-C1	PO NO.	TUBE	TUBE
	EY4-R1/8-C1	4	1/8"		EMA-1/8-1/4-4S-C1	1/8"	1/4"
	EY4-R1/4-C1	4	1/4"				
	EY6-R1/8-C1	6	1/8"				
	EY6-R1/4-C1	6	1/4"				
	EY8-R1/8-C1	8	1/8"				
	EY8-R1/4-C1	8	1/4"				
	EY10-R1/4-C1	10	1/4"				
	EY10-R3/8-C1	10	3/8"				
	EY12-R3/8-C1	12	3/8"				
	EY12-R1/2-C1	12	1/2"				
	EY1/4-R1/8-C1	1/4"	1/8"				
	EY1/4-R1/4-C1	1/4"	1/4"				
	EY3/8-R1/4-C1	3/8"	1/4"				
	EY3/8-R3/8-C1	3/8"	3/8"				
	EY1/2-R3/8-C1	1/2"	3/8"				
EY1/2-R1/2-C1	1/2"	1/2"					
BC※-C1	PO NO.	TUBE	TUBE	EST※-C1	PO NO.	TUBE	PT
	BC3-C1	3	3		EST4-R1/8-C1	4	1/8"
	BC4-C1	4	4		EST4-R1/4-C1	4	1/4"
	BC6-C1	6	6		EST6-R1/8-C1	6	1/8"
	BC8-C1	8	8		EST6-R1/4-C1	6	1/4"
	BC12-C1	12	12		EST8-R1/8-C1	8	1/8"
	BC1/8-1C	1/8"	1/8"		EST8-R1/4-C1	8	1/4"
	BC1/4-C1	1/4"	1/4"		EST10-R1/4-C1	10	1/4"
	BC3/8-C1	3/8"	3/8"		EST10-R3/8-C1	10	3/8"
	BC1/2-C1	1/2"	1/2"		EST12-R3/8-C1	12	3/8"
					EST12-R1/2-C1	12	1/2"
			EST1/4-R1/8-C1	1/4"	1/8"		
			EST1/4-R1/4-C1	1/4"	1/4"		
			EST3/8-R1/4-C1	3/8"	1/4"		
			EST3/8-R3/8-C1	3/8"	3/8"		
			EST1/2-R3/8-C1	1/2"	3/8"		
			EST1/2-R1/2-C1	1/2"	1/2"		
EFC※-C1S	PO NO.	TUBE	PT	EC※-C1S	PO NO.	TUBE	PT
	EFC4-R1/8-C1S	4	1/8"		EC3-M5-C1S	3	M5
	EFC6-R1/8-C1S	6	1/8"		EC4-M5-C1S	4	M5
	EFC6-R1/4-C1S	6	1/4"		EC4-R1/8-C1S	4	1/8"
	EFC8-R1/4-C1S	8	1/4"		EC6-R1/8-C1S	6	1/8"
	EFC10-R1/4-C1	10	1/4"		EC6-R1/4-C1S	6	1/4"
	EFC10-R3/8-C1	10	3/8"		EC8-R1/8-C1S	8	1/8"
	EFC12-R3/8-C1	12	3/8"		EC8-R1/4-C1S	8	1/4"
	EFC12-R1/2-C1	12	1/2"		EC10-R1/4-C1S	10	1/4"
					EC10-R3/8-C1S	10	3/8"
			EC12-R3/8-C1S	12	3/8"		
			EC12-R1/2-C1S	12	1/2"		
			EC1/8-M5-C1S	1/8"	M5		
EY※-C1S	PO NO.	TUBE	PT	ET※-C1S	PO NO.	TUBE	OD
	EY3-M5-C1S	3	M5		ET3-M5-C1S	3	M5
	EY4-M5-C1S	4	M5		ET4-M5-C1S	4	M5
	EY4-R1/8-C1S	4	1/8"		ET4-R1/8-C1S	4	1/8"
	EY6-M5-C1S	6	M5		ET6-M5-C1S	6	M5
	EY6-R1/4-C1S	6	1/4"		ET6-R1/8-C1S	6	1/8"
	EY8-R1/8-C1S	8	1/8"		ET6-R1/4-C1S	6	1/4"
	EY8-R1/4-C1S	8	1/4"		ET8-R1/8-C1S	8	1/8"
	EY10-R1/4-C1S	10	1/4"		ET8-R1/4-C1S	8	1/4"
	EY10-R3/8-C1S	10	3/8"		ET10-R1/4-C1S	10	1/4"
	EY12-R3/8-C1S	12	3/8"		ET10-R3/8-C1S	10	3/8"
	EY12-R1/2-C1S	12	1/2"		ET12-R3/8-C1S	12	3/8"
					ET12-R1/2-C1S	12	1/2"
					ET1/8-M5-C1S	1/8"	M5

